

1

2

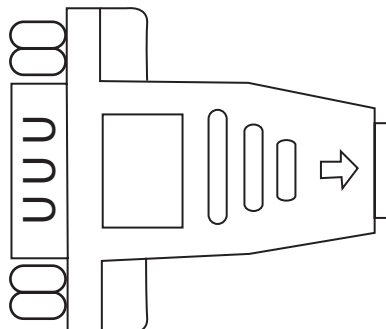
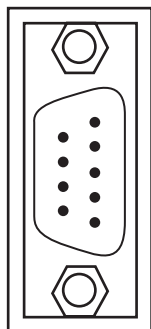
3

4

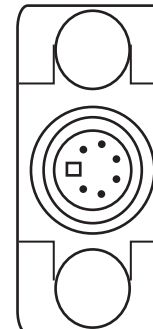
A

A

**DB9 Male**



**MINI DIN 6PIN Female**



B

B

**Material:**

- 1. Jump Wire:(UL:007) #26 4C+(Ground)
- 2. Both connectors with normal type
- 3. DB9 Male with nut(#4-40UNC) Type
- 4. Allover Molded with Beige PVC
- 5. Both connectors insulator with Black color

**Notes:**

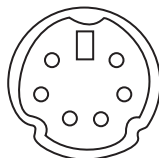
- 1. Color:Beige
- 2. Molded Type
- 3. MINI DIN 6 PIN Female(Detail): MINI DIN 6F

**Configuration**

DB9M		MINI 6F
1	_____	1
5	_____	3
7	_____	4
6	_____	5
Shield	_____	Shield

C

C



Front View

Description

Name: **AB401-R**

Adaptor

DB9 Male- MINI DIN 6PIN Female

D

D



THIS DRAWING IS UNPUBLISHED

© Copyright 2005 by Assmann Electronic Components All International Rights Reserved

This drawing is a controlled document for Assmann Electronics, Inc. It is subject to change and the controlling engineering organization should be contacted for the latest revision.

1

2

3

4